DRAWING FOR CUSTOMER

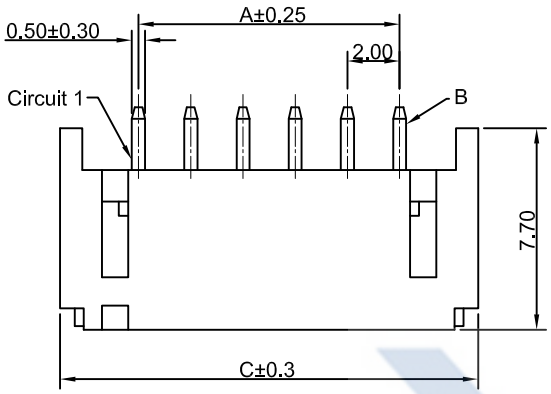

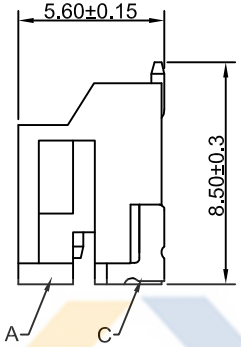

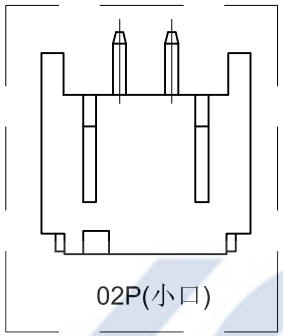

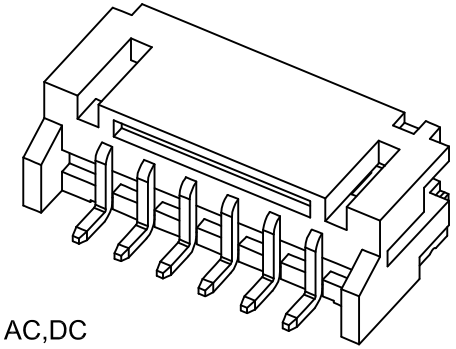

■SPEC.:
- ●Rated Voltage:250V AC,DC
- ●Rated Current:2A AC,DC
- ●Withstand Voltage:1000V AC/minute
- ●Contact Resistance:20mΩ max
- ●Insulation Resistance:1000MΩ min
- ●Temperature Range:-25℃~+105℃

■Material:
- ●Insulator(A):LCP UL94-V0
- ●Contact Pin(B):Brass
  Finish:Tin plated;over Nickel
- ●Solder Tab(C):Brass
  Finish:Tin plated;over Nickel

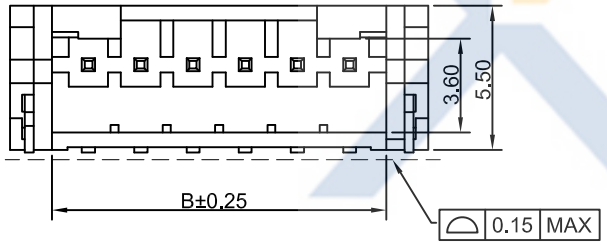

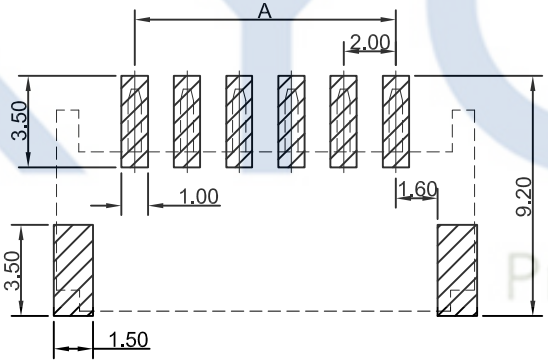

SUGGESTED PCB LAYOUT

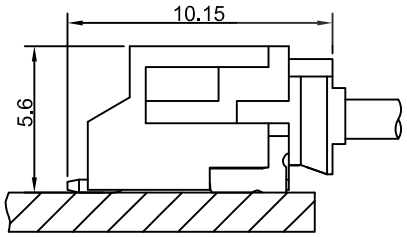

Assembly Layout

KB933-XX X S R 6 A

- Pin No.
- 包装方式:
  T:TUBE（管装）
  R:REEL（卷装）
  P：PE （袋装）
- S:SMT
  D:DIP
- R:Right Angle
  V:Vertical
- Mold No.
- Version

Poles	Dimensions(mm)		
	A	B	C
02	2.00	4.75	8.00
03	4.00	6.75	10.00
04	6.00	8.75	12.00
05	8.00	10.75	14.00
06	10.00	12.75	16.00
07	12.00	14.75	18.00
08	14.00	16.75	20.00
09	16.00	18.75	22.00
10	18.00	20.75	24.00
11	20.00	22.75	26.00
12	22.00	24.75	28.00
13	24.00	26.75	30.00
14	26.00	28.75	32.00
15	28.00	30.75	34.00
16	30.00	32.70	36.00

XYCO 东莞市轩业电子科技有限公司
TEL: 0769-8297 9981/2/3 http://www.XYCO.com.cn

DATE 日期	VER 版本	CHANGE HISTORY 變更歷史	CHANGED NAME 修改後料號	DRAWING 變更者
2014-12-20	A		KB933-XXXSR6A	Devin

TOLERANCE 公 差	.X=±0.30 .XX=±0.20 .XXX=±0.10	DRAWING 設計者	Devin
		CHECKED 審查	Thomas
		APPROVED 核准	William

KB933-XXXSR6A		UNIT 單位	mm
PART NO. 料號		PRODUCT NAME 產品名稱	PHR PH2.00mm Wire To Board SMT Right Angle Wafer
DWG NO. 圖號	PE1902001A		